

# PART 2

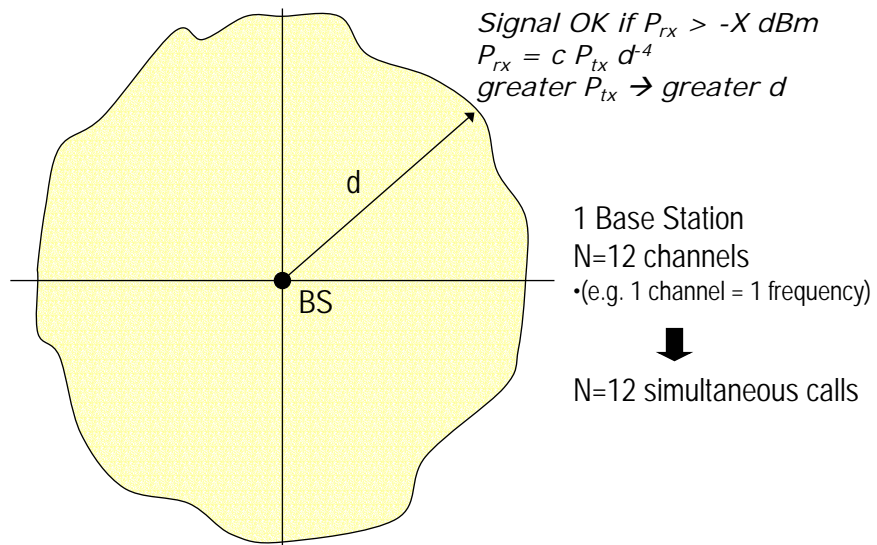
## Cellular Coverage Concepts

### Lecture 2.1

#### why cells

Giuseppe Bianchi

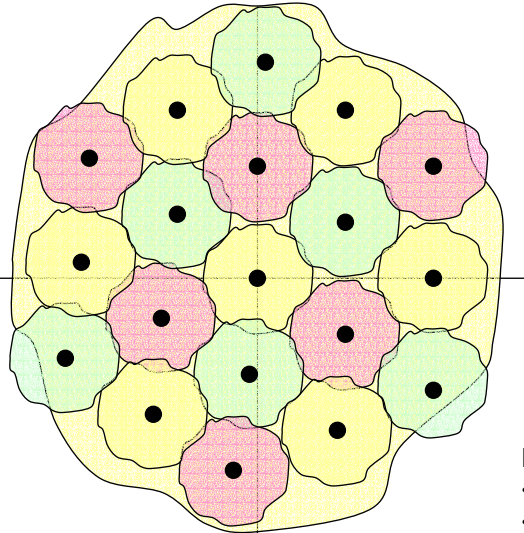
### Coverage for a terrestrial zone



Giuseppe Bianchi

## Cellular coverage

target: cover the same area with a larger number of BSs



19 Base Station  
12 frequencies  
4 frequencies/cell

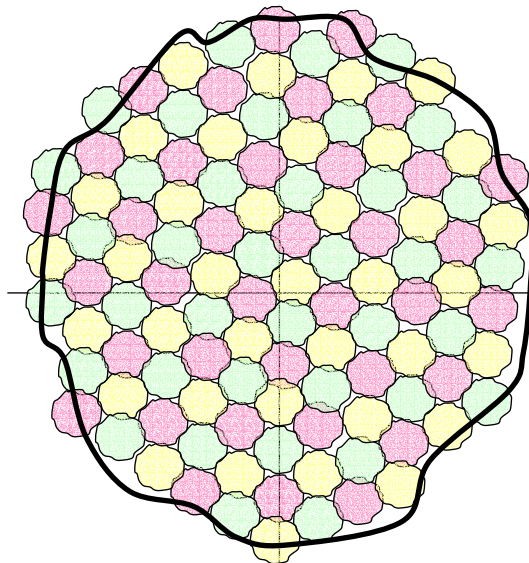


Worst case:  
4 calls (all users in same cell)  
Best case:  
76 calls (4 users per cell)  
Average case >> 12  
Low transmit power

Key advantages:  
•Increased capacity (freq. reuse)  
•Decreased tx power

Giuseppe Bianchi

## Cellular coverage (microcells)



many BS

Very low power!!  
Unlimited capacity!!

Usage of same spectrum  
(12 frequencies)  
(4 freq/cell)

Disadvantage:  
mobility management

Giuseppe Bianchi

## Cellular system architecture

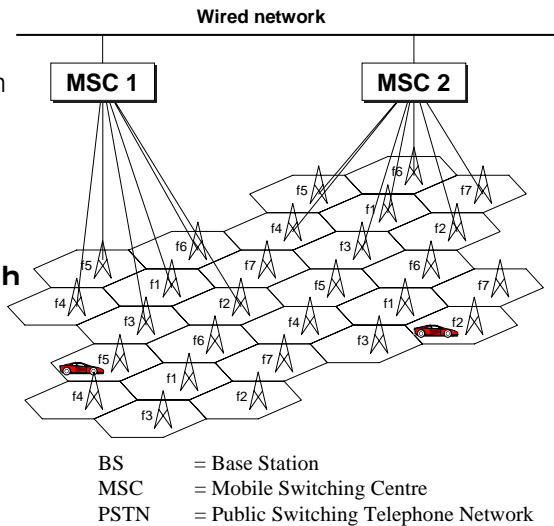
### → 1 BS per cell

- ⇒ Cell: Portion of territory covered by one radio station
- ⇒ One or more carriers (frequencies; channels) per cell

### → Mobile users full-duplex connected with BS

### → 1 MSC controls many BSs

### → MSC connected to PSTN



===== Giuseppe Bianchi =====

## Cellular capacity

### → Increased via frequency reuse

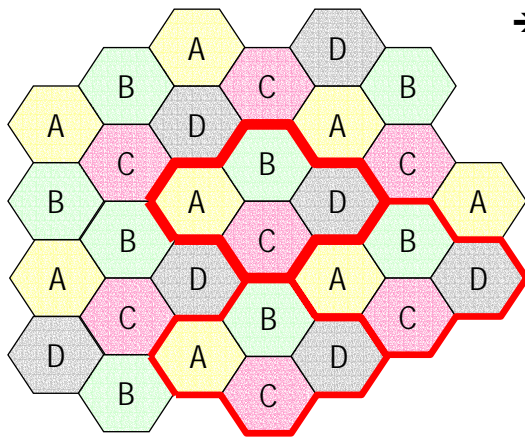
- ⇒ Frequency reuse depends on interference
- ⇒ need to sufficiently separate cells
  - reuse pattern = cluster size (7 → 4 → 3):  
discussed later

### → Cellular system capacity: depends on

- ⇒ overall number of frequencies
  - Larger spectrum occupation
- ⇒ frequency reuse pattern
- ⇒ Cell size
  - Smaller cell (cell → microcell → picocell) = greater capacity
  - Smaller cell = lower transmission power
  - Smaller cell = increased handover management burden

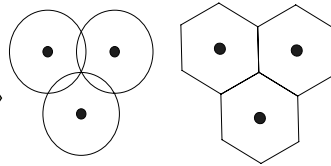
===== Giuseppe Bianchi =====

## hexagonal cells



→ Hexagon:

⇒ Good approximation for circle



⇒ Ideal coverage pattern

→ no "holes"

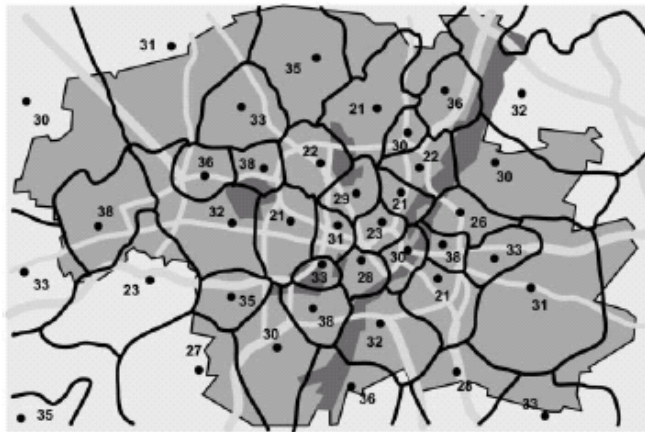
→ no cell superposition

→ Example case:

⇒ Reuse pattern = 4

Giuseppe Bianchi

## Cells in real world



*Shaped by terrain, shadowing, etc*

*Cell border: local threshold, beyond which neighboring BS signal is received stronger than current one*

Giuseppe Bianchi

# PART 2

## Cellular Coverage Concepts

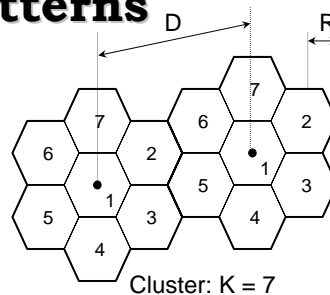
### Lecture 2.2 Clusters and CCI

===== Giuseppe Bianchi =====

### Reuse patterns

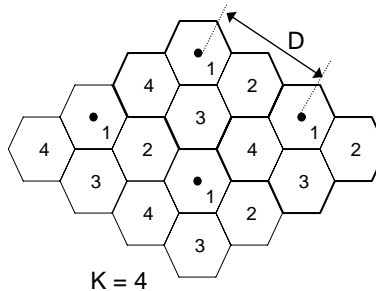
**→ Reuse distance:**

- ⇒ Key concept
- ⇒ In the real world depends on
  - Territorial patterns (hills, etc)
  - Transmitted power
    - » and other propagation issues such as antenna directivity, height of transmission antenna, etc



**→ Simplified hexagonal cells model:**

- ⇒ reuse distance depends on reuse pattern (cluster size)
- ⇒ Possible clusters:
  - 3,4,7,9,12,13,16,19,...



===== Giuseppe Bianchi =====

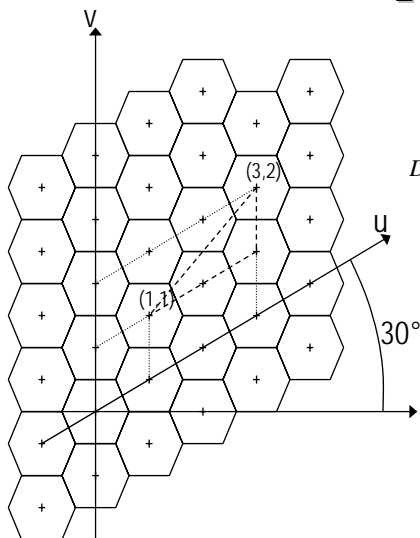
## Reuse distance

- General formula  $D = R\sqrt{3K}$
- Valid for hexagonal geometry
- D = reuse distance
- R = cell radius
- q = D/R = frequency reuse factor

K	q=D/R
3	3,00
4	3,46
7	4,58
9	5,20
12	6,00
13	6,24

Giuseppe Bianchi

## Proof



→ Distance between two cell centers:

$$\Leftrightarrow (u_1, v_1) \leftrightarrow (u_2, v_2)$$

$$D = \sqrt{[(u_2 - u_1) \cos 30^\circ]^2 + [(v_2 - v_1) + (u_2 - u_1) \sin 30^\circ]^2}$$

⇒ Simplifies to:

$$D = \sqrt{(u_2 - u_1)^2 + (v_2 - v_1)^2 + (u_2 - u_1)(v_2 - v_1)}$$

⇒ Distance of cell (i,j) from (0,0):

$$D = \sqrt{i^2 + j^2 + ij} \sqrt{3} R$$

$$D_R = \sqrt{i^2 + j^2 + ij}$$

⇒ Cluster: easy to see that

$$K = D_R^2 = i^2 + j^2 + ij$$

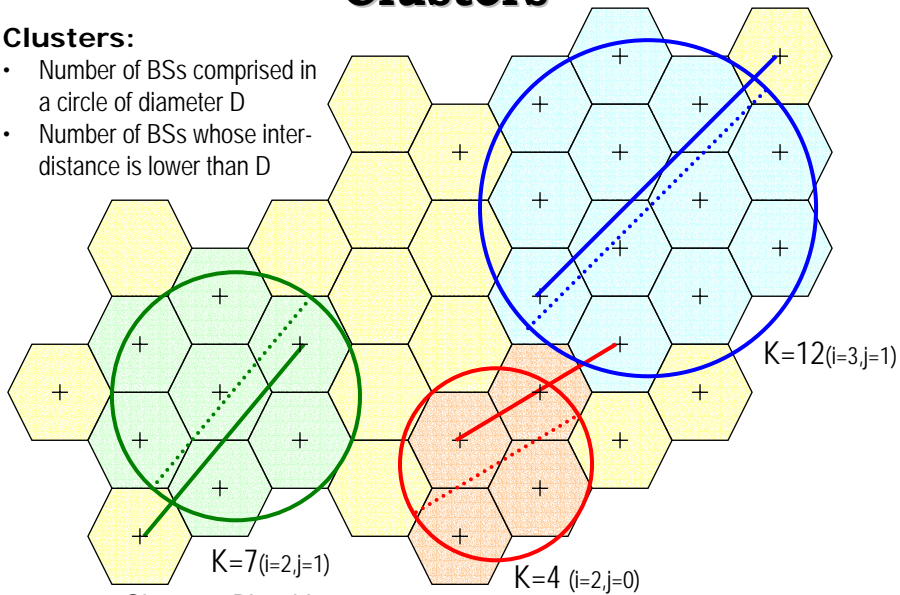
⇒ hence:  $D = R\sqrt{3K}$

Giuseppe Bianchi

## Clusters

### Clusters:

- Number of BSs comprised in a circle of diameter D
- Number of BSs whose inter-distance is lower than D



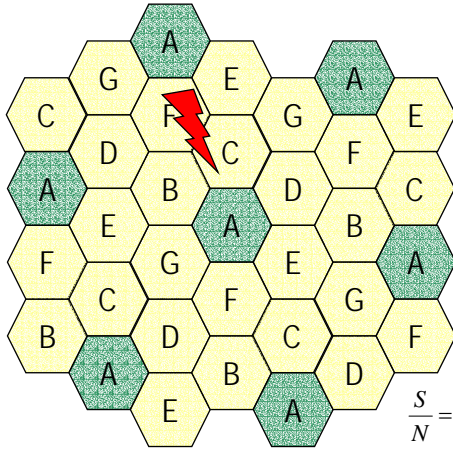
## Possible clusters

all integer  $i, j$  values

i	j	$K=ii+jj+ij$	$q=D/R$
1	0	1	1,73
1	1	3	3,00
2	0	4	3,46
2	1	7	4,58
2	2	12	6,00
3	0	9	5,20
3	1	13	6,24
3	2	19	7,55
3	3	27	9,00
4	0	16	6,93
4	1	21	7,94
4	2	28	9,17
4	3	37	10,54
4	4	48	12,00
5	0	25	8,66
5	1	31	9,64

Giuseppe Bianchi

## Co-Channel Interference



→ Frequency reuse implies that remote cells interfere with tagged one

→ Co-Channel Interference (CCI)

⇒ sum of interference from remote cells

$$\frac{S}{N} = \frac{\text{signal power (S)}}{\text{noise power (N}_s\text{) + interfering signal power (I)}}$$

$$\frac{S}{I} = \frac{\text{signal power (S)}}{\text{interfering signal power (I)}}$$

$$\frac{S}{N} \approx \frac{S}{I} \quad \text{as } N_s \text{ small}$$

Giuseppe Bianchi

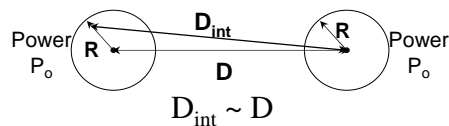
## CCI Computation - assumptions

→ Assumptions

- ⇒  $N_i=6$  interfering cells
  - $N_i=6$ : first ring interferers only
  - we neglect second-ring interferers
- ⇒ Negligible Noise  $N_s$ 
  - $S/N \sim S/I$
- ⇒  $d^{-\eta}$  propagation law
  - $\eta=4$  (in general)
- ⇒ Same parameters for all BSs
  - Same  $P_{tx}$ , antenna gains, etc

→ Key simplification

- ⇒ Signal for MS at distance R
- ⇒ Signal from BS interferers at distance D



Giuseppe Bianchi



## CCI computation

$$\frac{S}{N} \approx \frac{S}{I} = \frac{\text{cost} \cdot R^{-\eta}}{\sum_{k=1}^{N_I} \text{cost} \cdot D^{-\eta}} = \text{By using the assumptions of same cost and same } D:$$

$$= \frac{1}{N_I} \left( \frac{R}{D} \right)^{-\eta} = \frac{1}{N_I} \left( \frac{D}{R} \right)^{\eta} = \frac{1}{N_I} q^{\eta} \quad \begin{array}{l} \text{Results depend} \\ \text{on ratio } q=D/R \\ \text{(} q=\text{frequency reuse factor)} \end{array}$$

Alternative expression: recalling that  $D = R\sqrt{3K}$

$$\frac{S}{N} \approx \frac{S}{I} = \frac{1}{N_I} \left( \frac{R}{R\sqrt{3K}} \right)^{-\eta} = \frac{1}{N_I} (3K)^{\eta/2} = \frac{(3K)^{\eta/2}}{6}$$

$$N_I=6, \mu=4 \rightarrow \frac{S}{I} = \frac{(3K)^2}{6} = \frac{3}{2} K^2$$

USAGE: Given an S/I target, cluster size K is obtained

Giuseppe Bianchi

## Examples

→ target conditions:

$$\Leftrightarrow S/I=9 \text{ dB}$$

$$\Leftrightarrow \eta=4$$

→ Solution:

$$\frac{S}{I} = 10^{0.9} = 7.94 \approx 8$$

$$\frac{S}{I} = \frac{(3K)^{\eta/2}}{6} \Big|_{\eta=4} \Rightarrow K = \sqrt{\frac{2}{3} \cdot \frac{S}{I}}$$

$$K \geq 2.3 \Rightarrow K = 3$$

→ target conditions:

$$\Leftrightarrow S=18\text{dB}$$

$$\Leftrightarrow \eta=4.2$$

→ Solution:

$$\frac{S}{I} [\text{dB}] = 5\eta \log(3K) - 10 \log 6$$

$$\log(3K) = \frac{18 + 7.78}{21} = 1.23$$

$$K \geq \frac{10^{1.23}}{3} = 5.63 \Rightarrow K = 7$$

Giuseppe Bianchi

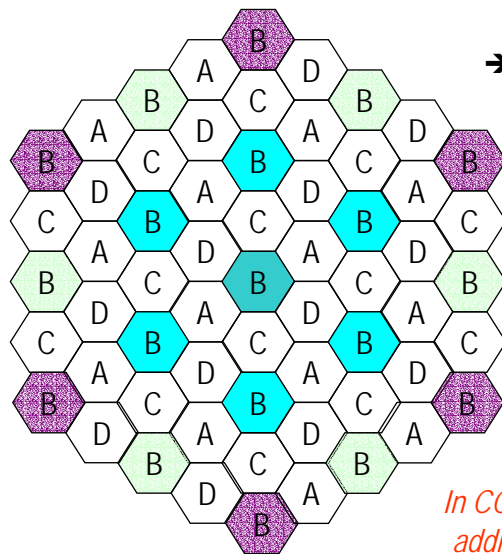
## S/I computation

assuming 6 interferers only (first ring)

K	q=D/R	S/I	S/I dB
3	3,00	13,5	11,3
4	3,46	24,0	13,8
7	4,58	73,5	18,7
9	5,20	121,5	20,8
12	6,00	216,0	23,3
13	6,24	253,5	24,0
16	6,93	384,0	25,8
19	7,55	541,5	27,3
21	7,94	661,5	28,2
25	8,66	937,5	29,7

Giuseppe Bianchi

## Additional interferers



→ case K=4

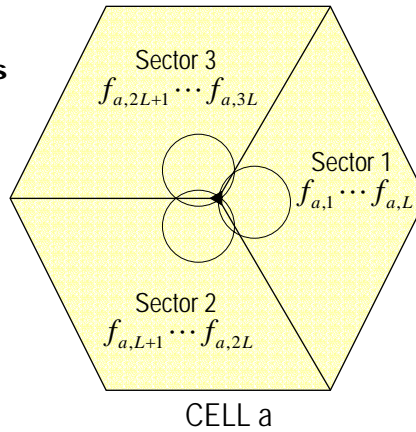
⇒ note that for each cluster there are always  $N_i=6$  first-ring interferers

*In CCI computation, contribute of additional interferers is marginal*

Giuseppe Bianchi

## sectorization

- Directional antennas
- Cell divided into sectors
- Each sector uses different frequencies
  - ⇒ To avoid interference at sector borders
- PROS:
  - ⇒ CCI reduction
- CONS:
  - ⇒ Increased handover rate
  - ⇒ Less effective "trunking" leads to performance impairments



===== Giuseppe Bianchi =====

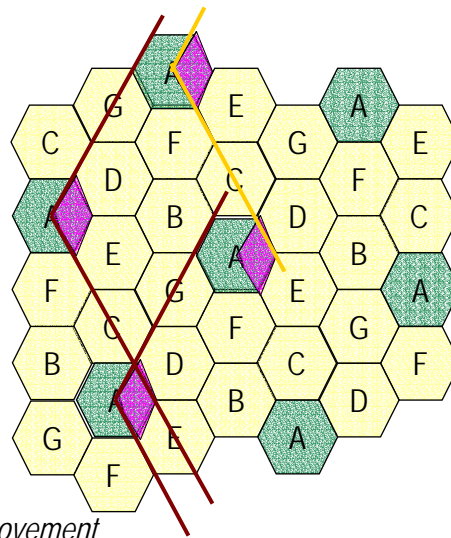
## CCI reduction via sectorization three sectors case

- Inference from 2 cells, only
  - ⇒ Instead of 6 cells

With usual approx  
(specifically,  $D_{int} \sim D$ )

$$\left[ \frac{S}{I} \right]_{120^\circ} = \frac{R^{-\eta}}{2D^{-\eta}} = 3 \cdot \left[ \frac{S}{I} \right]_{omni}$$

$$\left[ \frac{S}{I} \right]_{120^\circ} \text{ dB} = \left[ \frac{S}{I} \right]_{omni} \text{ dB} + 4.77$$



*Conclusion: 3 sectors = 4.77 dB improvement*

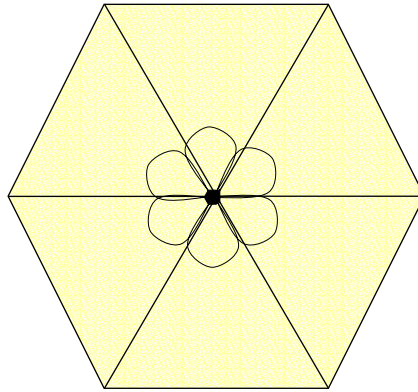
===== Giuseppe Bianchi =====

## 6 sectors

→ 60° Directional antennas

→ CCI reduction:

- ⇒ 1 interferer only
- ⇒ 6 x S/I in the omni case
- ⇒ Improvement: 7.78 dB



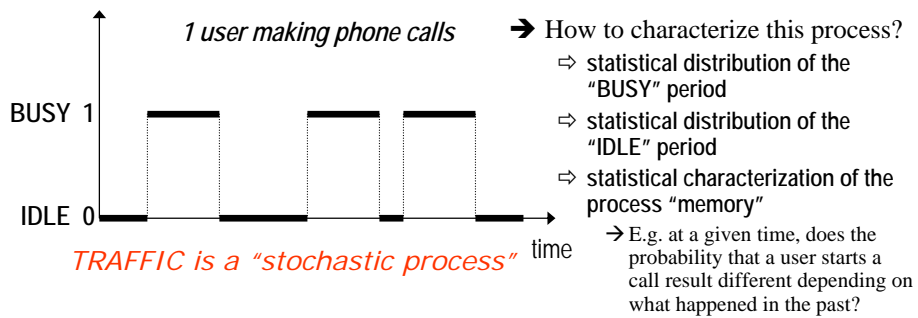
Giuseppe Bianchi

## PART 2 Cellular Coverage Concepts

Lecture 2.3  
teletraffic considerations,  
teletraffic planning

Giuseppe Bianchi

## Traffic generated by one user (statistical notion of traffic)



→ Traffic characterization suitable for traffic engineering

$$\text{traffic intensity } A_i = \lim_{\Delta t \rightarrow \infty} \frac{\text{amount of busy time in } \Delta t}{\Delta t} =$$

$$= (\text{average number } \lambda \text{ of calls per hour}) \times (\text{average call duration } \tau) =$$

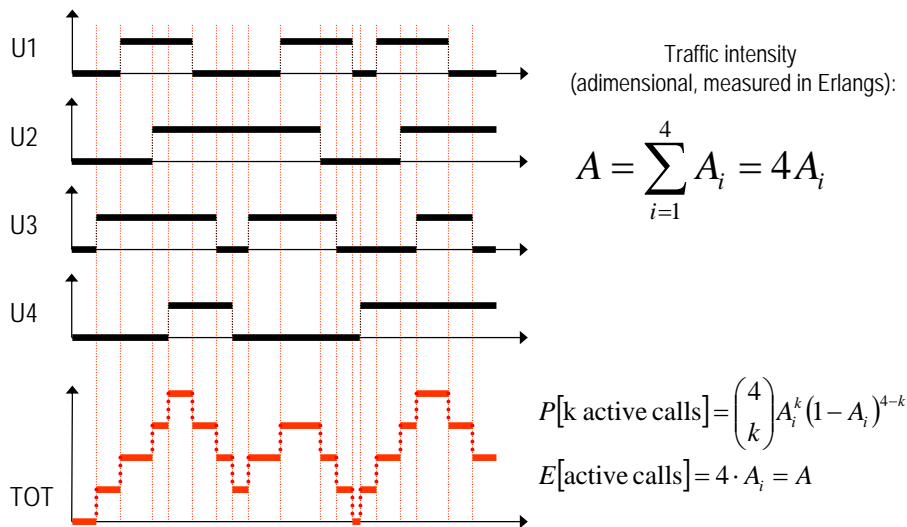
$$= \text{probability that, at a random time } t, \text{ user is in BUSY state} =$$

$$= \text{mean process value}$$

*All equivalent (if stationary process)*

Giuseppe Bianchi

## Traffic generated by more than one users



Giuseppe Bianchi

## example

- 5 users
- Each user makes an average of 3 calls per hour
- Each call, in average, lasts for 4 minutes

$$A_i = 3 \left[ \frac{\text{calls}}{\text{hour}} \right] \times \frac{4}{60} [\text{hours}] = \frac{1}{5} [\text{erl}]$$

$$A = 5 \times \frac{1}{5} [\text{erl}] = 1 [\text{erl}]$$

Meaning: in average, there is 1 active call;  
but the actual number of active calls varies  
from 0 (no active user) to 5 (all users active),  
with given probability

number of active users	probability
0	0,327680
1	0,409600
2	0,204800
3	0,051200
4	0,006400
5	0,000320

===== Giuseppe Bianchi =====

## Second example

- 30 users
- Each user makes an average of 1 calls per hour
- Each call, in average, lasts for 4 minutes

$$A = 30 \times \left( 1 \cdot \frac{4}{60} \right) = 2 \text{ Erlangs}$$

### SOME NOTES:

- In average, 2 active calls (intensity A);
- Frequently, we find up to 4 or 5 calls;
- Prob(n.calls>8) = 0.01%
- More than 11 calls only once over 1M

**TRAFFIC ENGINEERING:** how many channels to reserve for these users!

n. active users	binom	probab	cumulat
0	1	1,3E-01	0,126213
1	30	2,7E-01	0,396669
2	435	2,8E-01	0,676784
3	4060	1,9E-01	0,863527
4	27405	9,0E-02	0,953564
5	142506	3,3E-02	0,987006
6	593775	1,0E-02	0,996960
7	2035800	2,4E-03	0,999397
8	5852925	5,0E-04	0,999898
9	14307150	8,7E-05	0,999985
10	30045015	1,3E-05	0,999998
11	54627300	1,7E-06	1,000000
12	86493225	1,9E-07	1,000000
13	119759850	1,9E-08	1,000000
14	145422675	1,7E-09	1,000000
15	155117520	1,3E-10	1,000000
16	145422675	8,4E-12	1,000000
17	119759850	5,0E-13	1,000000
18	86493225	2,6E-14	1,000000
19	54627300	1,2E-15	1,000000
20	30045015	4,5E-17	1,000000
21	14307150	1,5E-18	1,000000
22	5852925	4,5E-20	1,000000
23	2035800	1,1E-21	1,000000
24	593775	2,3E-23	1,000000
25	142506	4,0E-25	1,000000
26	27405	5,5E-27	1,000000
27	4060	5,8E-29	1,000000
28	435	4,4E-31	1,000000
29	30	2,2E-33	1,000000
30	1	5,2E-36	1,000000

===== Giuseppe Bianchi =====

### A note on binomial coefficient computation

$$\binom{60}{12} = \frac{60!}{12!48!} = 1.39936e+12$$

but  $60! = 8.32099e+81$  (*overflow problems!!*)

$$\begin{aligned} \binom{60}{12} &= \exp\left(\log\left(\binom{60}{12}\right)\right) = \exp(\log(60!) - \log(12!) - \log(48!)) = \\ &= \exp\left(\sum_{i=1}^{60} \log(i) - \sum_{i=1}^{12} \log(i) - \sum_{i=1}^{48} \log(i)\right) \quad (\text{no overflow!! before exp...}) \end{aligned}$$

$$\begin{aligned} \binom{60}{12} A_i^{12} (1 - A_i)^{48} &= \\ &= \exp\left(\sum_{i=1}^{60} \log(i) - \sum_{i=1}^{12} \log(i) - \sum_{i=1}^{48} \log(i) + 12 \log(A_i) + 48 \log(1 - A_i)\right) \\ &\quad (\text{no overflow!! never!}) \end{aligned}$$

===== Giuseppe Bianchi =====

## Infinite Users

Assume M users, generating an overall traffic intensity A  
(i.e. each user generates traffic at intensity  $A_i = A/M$ ).

We have just found that

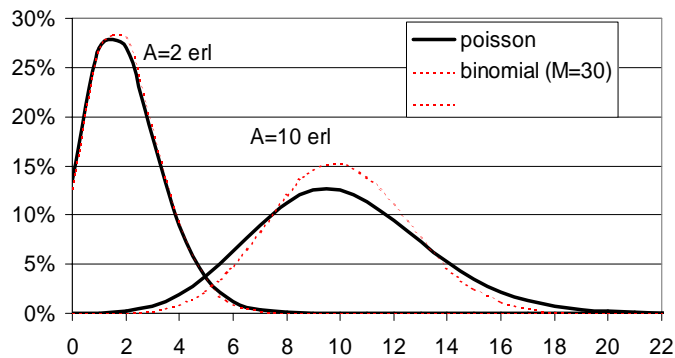
$$P[\text{k active calls, M users}] = \binom{M}{k} A_i^k (1 - A_i)^{M-k} = \frac{M!}{(M-k)!k!} \left(\frac{A}{M}\right)^k \frac{\left(1 - \frac{A}{M}\right)^M}{\left(1 - \frac{A}{M}\right)^k}$$

Let  $M \rightarrow$  infinity, while maintaining the same overall traffic intensity A

$$\begin{aligned} P[\text{k active calls, } \infty \text{ users}] &= \lim_{M \rightarrow \infty} \frac{M!}{(M-k)!} \cdot \frac{1}{k!} \cdot \frac{A^k}{M^k} \cdot \left(1 - \frac{A}{M}\right)^M \cdot \left(1 - \frac{A}{M}\right)^{-k} = \\ &= \frac{A^k}{k!} \cdot \lim_{M \rightarrow \infty} \frac{M(M-1) \cdots (M-k+1)}{M^k} \cdot \left[\left(1 - \frac{A}{M}\right)^{\frac{M}{A}}\right]^{-A} \cdot \left(1 - \frac{A}{M}\right)^{-k} = e^{-A} \frac{A^k}{k!} \end{aligned}$$

===== Giuseppe Bianchi =====

## Poisson Distribution



$$P_k(A) = e^{-A} \frac{A^k}{k!}$$

Very good matching with Binomial  
(when M large with respect to A)

Much simpler to use than Binomial  
(no annoying queuing theory complications)

Giuseppe Bianchi

## Limited number of channels

THE most important problem  
in circuit switching

→ The number of channels  
C is less than the  
number of users M  
(eventually infinite)

→ Some offered calls will  
be "blocked"

→ What is the blocking  
probability?

⇒ We have an expression for

$P[k \text{ offered calls}]$

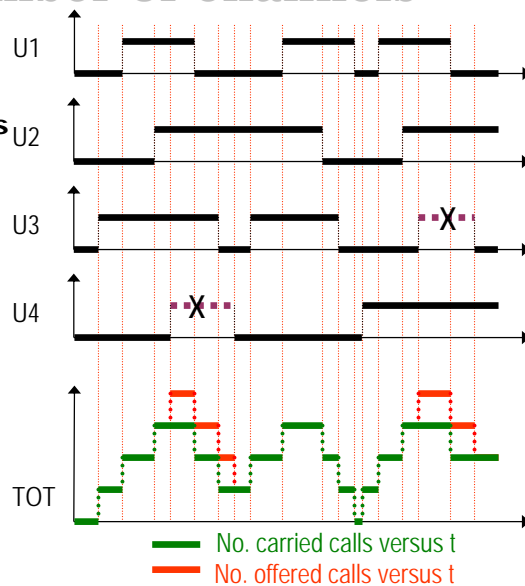
⇒ We must find an expression for

$P[k \text{ accepted calls}]$

⇒ As:

$$P[\text{block}] = P[C \text{ accepted calls}]$$

Giuseppe Bianchi





## Channel utilization probability

→ C channels available

→ Assumptions:

⇒ Poisson distribution (infin. users)

⇒ Blocked calls cleared

→ It can be proven (from Queueing theory) that:

$P[k \text{ calls in the system, } k \in (0, C)] =$

$$= \frac{P[k \text{ offered calls}]}{\sum_{i=0}^C P[i \text{ offered calls}]}$$

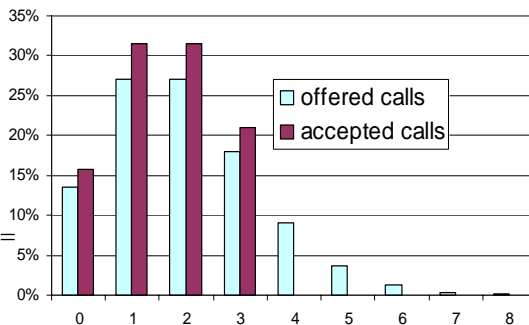
(very simple result!)

→ Hence:

$$P[\text{system full}] = P[C \text{ accepted calls}] = \frac{P[C \text{ offered calls}]}{\sum_{i=0}^C P[i \text{ offered calls}]}$$

Giuseppe Bianchi

offered traffic: 2 erl - C=3



## Blocking probability: Erlang-B

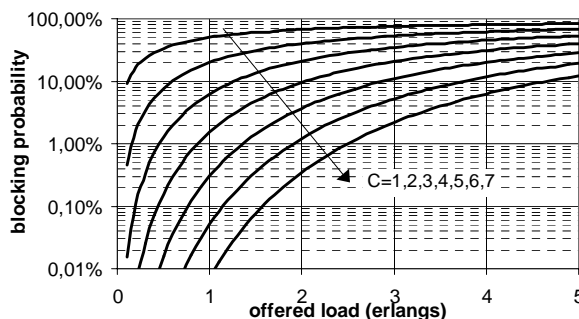
→ Fundamental formula for telephone networks planning

⇒  $A_o$  = offered traffic in Erlangs

→ Efficient recursive computation available

$$E_{1,C}(A_o) = \frac{A_o E_{1,C-1}(A_o)}{C + A_o E_{1,C-1}(A_o)}$$

$$\Pi_{block} = \frac{A_o^C}{C!} = E_{1,C}(A_o)$$



Giuseppe Bianchi

**NOTE: finite users**

- Erlang-B obtained for the infinite users case
- It is easy (from queueing theory) to obtain an explicit blocking formula for the finite users case:
- ERGSET FORMULA:  
$$\Pi_{block} = \frac{A_i^C \binom{M-1}{C}}{\sum_{k=0}^C A_i^k \binom{M-1}{k}}$$
$$A_i = \frac{A_o}{M}$$
- Erlang-B can be re-obtained as limit case
  - $M \rightarrow \text{infinity}$
  - $A_i \rightarrow 0$
  - $M \cdot A_i \rightarrow A_o$
- Erlang-B is a very good approximation as long as:
  - $A/M$  small (e.g.  $< 0.2$ )
- In any case, Erlang-B is a conservative formula
  - yields higher blocking probability
  - Good feature for planning

===== Giuseppe Bianchi =====

## Capacity planning

**→ Target: support users with a given Grade Of Service (GOS)**

⇒ GOS expressed in terms of upper-bound for the blocking probability

→ GOS example: subscribers should find a line available in the 99% of the cases, i.e. they should be blocked in no more than 1% of the attempts

**→ Given:**

→ C channels

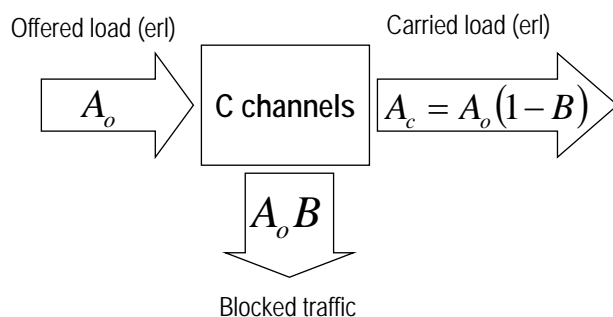
→ Offered load  $A_o$

→ Target GOS  $B_{target}$

⇒ C obtained from numerical inversion of  $B_{target} = E_{1,C}(A_o)$

===== Giuseppe Bianchi =====

## Channel usage efficiency

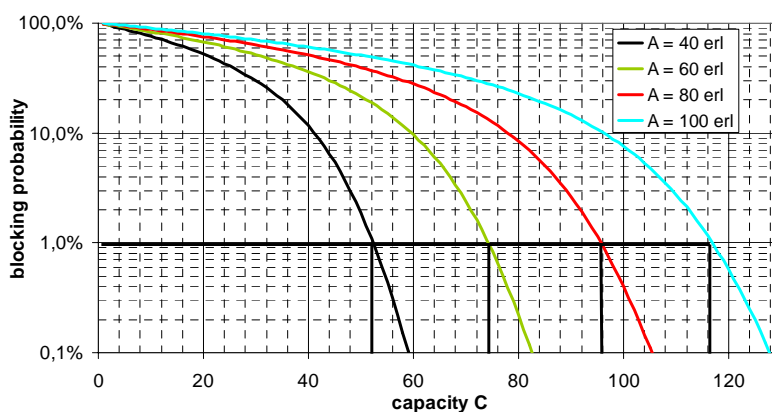


efficiency:  $\eta = \frac{A_c}{C} = \frac{A_o(1 - E_{1,C}(A_o))}{C} \approx \frac{A_o}{C}$  if small blocking

**Fundamental property: for same GOS, efficiency increases as C grows!!**

Giuseppe Bianchi

## example



GOS = 1% maximum blocking.  
Resulting system dimensioning  
and efficiency:

40 erl	$C \geq 53$	$\eta = 74.9\%$
60 erl	$C \geq 75$	$\eta = 79.3\%$
80 erl	$C \geq 96$	$\eta = 82.6\%$
100 erl	$C \geq 117$	$\eta = 84.6\%$

Giuseppe Bianchi

## Erlang B calculation - tables

**Example:** How many channels are required to support 100 users with a GOS of 2% if the average traffic per user is 30 mE?

100x30mE = 3 Erlangs  
3 Erlangs @ 2% GOS =

**8 channels**

Trunks	0.01	0.015	0.02	0.03
P(B)=				
1	0.010	0.015	0.020	0.031
2	0.153	0.190	0.223	0.282
3	0.455	0.536	0.603	0.715
4	0.870	0.992	1.092	1.259
5	1.361	1.524	1.657	1.877
6	1.913	2.114	2.277	2.544
7	2.503	2.743	2.936	3.250
8	3.129	3.405	3.627	3.987
9	3.783	4.095	4.345	4.748
10	4.462	4.808	5.084	5.529

Giuseppe Bianchi

## Erlang B calculation - software

→ Erlang-B formula very easy to implement

⇒ Even if some tricks needed for numerical accuracy

→ Erlang-B inversion not so easy

⇒ Software tools

→ Online calculator:

⇒ <http://mmc.et.tudelft.nl/~frits/Erlang.htm>

⇒ Given two parameter, calculates the third

→ N = number of circuits

→ B = blocking probability

→ A = offered load

Giuseppe Bianchi

## Application to cellular networks

**Cell size (radius R) may be determined on the basis of traffic considerations**

### → First step:

- ⇒ Given num channels and GOS
  - C=50 available channels in a cell
  - Blocking probability <= 2%
- ⇒ Evaluate maximum cell (offered) load
  - From Erlang-B inversion (tables)
  - A=40.25 erl

### → Third step:

- ⇒ Given density of users
  - $\delta = 500$  users/km<sup>2</sup>
- ⇒ Evaluate cell radius
 
$$\delta = \frac{M}{\pi R^2} \Rightarrow R = \sqrt{\frac{M}{\pi \delta}}$$
  - ⇒ R ~ 438m

### → Second step

- ⇒ Given traffic generated by each user
  - Each user: 4 calls/busy-hour
  - Each call: 2 min in average
  - $A_i = 4 \times 2 / 60 = 0.1333$  erl/user
- ⇒ Evaluate max num of users in cell
  - M=301.87 ~ 302

===== Giuseppe Bianchi =====

## Other example

- Three service providers are planning to provide cellular service for an urban area. The target GOS is 2% blocking. Users make 3 calls/busy-hour, each lasting 3 minutes in average ( $A_i = 3/20 = 0.15$ )

⇒ Question: how many users can support each provider?

- Provider A configuration: 20 cells, each with 40 channels
- Provider B configuration: 30 cells, each with 30 channels
- Provider C configuration: 40 cells, each with 20 channels

### → Provider A:

- ⇒ 40 channels/cell
- ⇒ at 2%:  $A_0 = 30.99$  erl/cell
- ⇒ 619.8 erl-total
- ⇒ M=4132 overall users

### → Provider B:

- ⇒ 30 channels/cell
- ⇒ at 2%:  $A_0 = 21.93$  erl/cell
- ⇒ 654.9 erl-total
- ⇒ M=4386 overall users

### → Provider C:

- ⇒ 20 channels/cell
- ⇒ at 2%:  $A_0 = 13.18$  erl/cell
- ⇒ 527.2 erl-total
- ⇒ M=3515 overall users

*Compare case A with C! The reason is the lower efficiency of 20 channels versus 40*

===== Giuseppe Bianchi =====

## Sectorization and traffic

- Assume cluster  $K=7$
- Omnidirectional antennas: CCI = 18.7 dB
- 120° sectors: CCI = 23.4 dB
- 60° sectors: CCI = 26.4 dB
  
- Sectorization yields to better CCI
- BUT: the price to pay is a much lower trunking efficiency!

- With 60 channels/cell, GOS=1%,
  - ⇒ Omni: 60 channels  $A_0=1 \times 46.95 = 46.95 \text{ erl}$   $\eta=77.5\%$
  - ⇒ 120°: 60/3=20 channels  $A_0=3 \times 12.03 = 36.09 \text{ erl}$   $\eta=59.5\%$
  - ⇒ 60°: 60/6=10 channels  $A_0=6 \times 4.46 = 26.76 \text{ erl}$   $\eta=44.1\%$

===== Giuseppe Bianchi =====

## conclusion

- This module has given some hints regarding:
  - ⇒ Cell sizing via propagation considerations
  - ⇒ Frequency reuse via propagation considerations
  - ⇒ Cell planning via teletraffic consideration
- Very elementary models
  - ⇒ But sufficient to understand what's inside planning
- No mobility!
  - ⇒ Teletraffic models need to be extended to manage handover rates!
  - ⇒ Blocking requirement for an handover call MUST be much lower than blocking for a new incoming call
    - severe math complications
    - Guard channels for handover
    - Out of the scopes of this class!

===== Giuseppe Bianchi =====